


## Baxi Mago

Comfort at your fingertips

Luna Classic is directly connectable with the Baxi Mago Smart Thermostat.

Use your smartphone to remotely control the boiler, set room temperatures and obtain heating system status. The combination of boiler + smart thermostat increases system efficiency to A+, as per ERP regulation.



## PREVIEW Maintenance connectivity



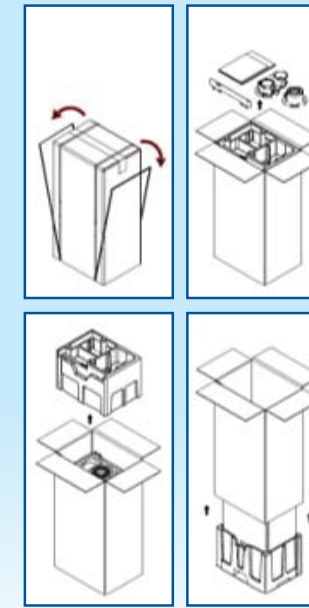
Smart station will be soon available.

The GTW30 accessory makes predictive maintenance possible with the boiler connected to BDR service cloud. Service technicians can remotely check for errors and quickly solve them.



## Easy and flexible installation

- **Innovative packaging:**
  - transport flexibility (both horizontally and vertically);
  - less space needed for unpacking;
  - carton-top access to installation instructions / template;
  - pre-cut polystyrene inserts offer protection from dust and dirt;
  - time saving in installation (boiler already in vertical orientation).
- Simple **bottom pipe connections**;
- **Range of flue kits** to enable problem-free boiler fitting in replacements;
- Control panel **Installer mode**.



		Luna Classic 1.24	Luna Classic 24	Luna Classic 28
Maximum heat input (DHW)	kW	-	24,7	28,9
Maximum heat input (heating)	kW	24,7	20,6	24,7
Useful heat output at rated heat output and high temperature regime* $P_4$	kW	24	20	24
Load profile		-	XL	XL
Seasonal space heating energy efficiency class		A	A	A
Water heating energy efficiency class		-	A	A
Seasonal space heating energy efficiency $\eta_s$	%	94	94	94
Useful efficiency at rated heat output and high temperature regime* $\eta_4$	%	88	88,2	88
Useful efficiency at 30% of rated heat output and low temperature regime** $\eta_{L1}$	%	98,8	99	98,8
NOx emissions	mg/kWh	30	32	30
Minimum working temperature	°C	-5	-5	-5
Expansion vessel capacity	l	7	7	7
Specific flow (EN 13203-1)	l/min	-	11,5	13,4
DHW production $\Delta T$ 25°C <sup>(1)</sup>	l/min	-	13,8	16,1
Dimensions (h x w x d)	mm	700 x 395 x 285	700 x 395 x 285	700 x 395 x 285
Net weight	kg	29	28,5	30
Gas type		Natural gas/LPG/propane air mix		
Grade of protection		IPX5D	IPX5D	IPX5D

\* High temperature regime: 60°C return temperature at heater inlet and 80°C flow temperature at heater outlet - \*\* Low temperature: 30°C return temperature (at heater inlet) - <sup>(1)</sup> without flow restrictor



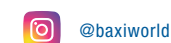
**BAXISPA**

36061 BASSANO DEL GRAPPA (VI)  
Via Trozzetti, 20  
marketing@baxi.it  
www.baxi.it



The Company assumes no responsibility for any possible contents mistakes, and reserves the right to make changes in products, due to technical or commercial demands, at any time without notice.

Baxi S.p.A. 01-22 G



Distributed by:

Luna Classic **NEW**


#Simple #Green #Digital

Residential Gas Wall Hung Boiler



## Luna Classic

The perfect combination of advanced electronics and robust components



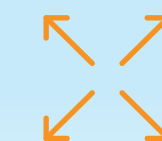
## User Interface

Luna Classic control panel

Restyled interface with:

- Simple backlit menu with icons;
- Easy setting of heating and Domestic Hot Water (DHW) temperatures via two dedicated knobs;
- 4 buttons with separated functions: menu, validate, back and reset.

## Comfort and energy savings



New Luna Classic is the **essential appliance for apartments or small home**. With **compact dimensions** (700x395x285), it can be installed in narrow spaces such as kitchen cabinets or laundries.

Excellent value for money, with control options ranging from the simplest to the most sophisticated.



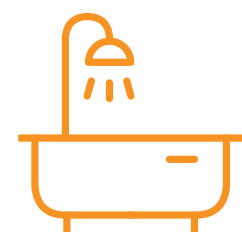
The heart of Luna CLASSIC is its **new electronic platform**: this revolutionary system supersedes the features of historic Luna models, and raises the bar to a new level.

Great care has been taken to encompass diverse end-user requirements. System customisation and optimisation are achievable without compromising ease of use.

LUNA CLASSIC range includes **2 combi boilers** for heating and instantaneous DHW production (LUNA CLASSIC 24, LUNA CLASSIC 28) and **1 heating only model** (LUNA CLASSIC 1.24).

## Instantaneous domestic hot water

Luna Classic combi models allow the home-owner to set Domestic Hot Water (DHW) delivery and temperature according to personal needs:



Model	DHW production	
Luna Classic 24	13,8 l/min	*
Luna Classic 28	16,1 l/min	*

\*considering approximately a shower DHW flow of 8 l/min and a tap DHW flow of 4 l/min.

## 2 functions for a perfect hot water temperature

Domestic Hot Water (DHW) management can also be enhanced by the activation of **two dedicated boiler functions**:



### Relax function

it's a preheating function that keeps DHW at the desired temperature for a pre-set time period, or for 30 minutes after selecting your chosen temperature.



### Boost function

places the boiler in maximum power for faster delivery of DHW. Available both on combi and heating only version (the latter when connected to an indirect cylinder).

# Hydrogen

20%

Luna CLASSIC has been designed to work with a mixture of up to 20% Hydrogen, reducing CO<sub>2</sub> emissions by 6% compared with 100% natural gas.

This is a first step in our journey to decarbonise heating, in line with Baxi's ongoing commitment of protecting the environment.

The cutting-edge combustion technology allows Gas-hydrogen mixtures whilst maintaining the combustion efficiency.

- **COMPACT DIMENSIONS** (700x395x285) facilitate installation in confined spaces;
- **MODULATION SYSTEM** matches the thermal output of the boiler to the demand of the building, thereby optimising comfort levels. Boiler cycling is minimised, with consequential reduced stress on components, lower noise level, increased reliability, and simplified maintenance;
- **NEW STAINLESS STEEL HEAT EXCHANGER** with large water passageway gives a greater thermal seasonal efficiency. The boiler is therefore much more reliable and easier to maintain;
- **NEW HYDROBLOCK** reduces electrical consumption, and maximises DHW flow rate;
- **OPTIMAL INSULATION** for quiet operation.